




LPM15/20N-7
LSM12N-7
BSL12/16N-7

PALLET TRUCKS & STACKERS

ENTRY LEVEL
ENLBA FEELER



Your warehousing partner



ENTRY LEVEL

ENLBA REVER

Warehouse environments with light duty applications and low intensity needs, do not require the full-on features of high-end warehouse equipments. More suitable and cost-effective warehouse equipment options are available with the Doosan entry-level models, which offers reliable and powerful performance.


To suit the varying needs of today's warehouse environments, we have expanded our warehouse equipment line to include the new entry-level trucks. These entry-level trucks are designed to embody the all the essential capability of the Doosan trucks, so they still typify the smooth and reliable operation of our premium line-up, however, they are tailored to meet tighter budgets and light applications.

For a reliable, robust entry level equipment, choose Doosan.




The newly expanded warehouse equipment line-up is designed to suit every need.

Other products in the warehouse range include:

- Pallet trucks (walkie - platform - rider)
- Stackers (walkie - platform - rider)
- Double stackers (walkie - platform - rider)
- Reach trucks (narrow - standard - heavy)



Product range

-  Capacity
-  Lift height
-  Overall width



LITHIUM-ION




LPM15/20N-7

-  1,500 / 2,000 kg
-  115 mm
-  540 mm
- Pedestrian
Centre Drive Unit






LITHIUM-ION

LSM12N-7

-  1,200 kg
-  1,930-2,330 mm
-  800 mm
- Pedestrian
Centre Drive Unit



BSL12/16N-7

-  1,200/1,600 kg
-  1,958 - 2,408▶ mm
-  800 mm
- Pedestrian
Off-Set Drive Unit


MAJOR SPECIFICATIONS

		LPM15N-7	LPM20N-7	LSM12N-7	BSL12N-7	BSL16N-7
Base capacity	kg	1,500	2,000	1,200	1,200	1,600
Fork length	mm	1,150	1,150	1,150	1,150	1,150
Overall width	mm	540	540	800	820	820
Forks lowered height	mm	80	80	86	90	90
Turning radius	mm	1,330	1,336	1,350	1,440	1,510
Lift height	mm	115	115	1,930-2,280	1,958-2,108	1,958-2,408
Battery capacity	Ah	20-30	20	60	172-200	258-300

▶ only for BSL16N-7

ENTRY LEVEL
ENLBA LEVEL

Features



ENTRY LEVEL ENILBA FEAT



Override upright tiller arm lock

Override button allows the operator to drive the machine with tiller arm in upright position.



Access control (LPM20N-7, LSM12N-7)

The access control feature provides greater safety and security by limiting access to the machine to badge users (LPM20N-7) or pin code users only.



Tiller control

Ergonomically designed to suit both left or right handed operators, the tiller arm features dual butterfly switches.



Electronic proportional lifting and lowering (BSL16N-7)

The electronically controlled proportional lifting system ensures precise positioning and stacking at any lifting height.



Mast visibility (Stackers)

The wide visibility mast ensures perfect observation of the forks and the truck's environment. Different mast heights available depending on your needs.

Maintenance friendly

The design of the trucks and the components used are tailored to make service and maintenance easy.



Convenient battery removal system (LPM20N-7)

Easy to take out, direct charging to battery socket.





ENTRY LEVEL
ЕНІЛБА ГЕЛЕТ

Standard features and optional extras

PRODUCTIVITY

	LPM15/20N-7	LSM12N-7	BSL12/16N-7
Tandem load wheels	Standard	Option	Option
Display to monitor energy and machine status	Standard	Standard	Option
Mechanical steering	Standard	Option	Option
Convenient battery removal system	Standard	Option	Option
Proportional lifting and lowering	Option	Option	Option
Lithium-ion battery	Standard	Standard	Option

RELIABILITY

	LPM15/20N-7	LSM12N-7	BSL12/16N-7
Steel cover	Option	Option	Option
Stability Caster™ wheels	Standard	Option	Option

Standard
Option

FORKS

	LPM15/20N-7	LSM12N-7	BSL12/16N-7
800 / 540 mm	Option	Option	Option
800 / 685 mm	Option	Option	Option
915 / 540 mm	Option	Option	Option
915 / 685 mm	Option	Option	Option
1,000 / 540 mm	Option	Option	Option
1,000 / 685 mm	Option	Option	Option
1,150 / 540 mm	Standard	Option	Option
1,150 / 570 mm	Standard	Standard	Standard
1,150 / 685 mm	Option	Option	Option
1,220 / 540 mm	Option	Option	Option
1,220 / 685 mm	Option	Option	Option

SAFETY

	LPM15/20N-7	LSM12N-7	BSL12/16N-7
Pin code access	Standard	Standard	Option
Turtle speed button	Standard	Standard	Option
Speed reduction kit for cornering	Standard	Option	Option
Safety reverse button	Standard	Option	Option
Load Backrest 1,070 mm	Option	Option	Option
Load Backrest 1,220 mm	Option	Option	Option

MASTS

	LPM15/20N-7	LSM12N-7	BSL12/16N-7
Standard (Simplex), 1,600 mm	Option	Option	Option
Standard (Simplex), 2,000 mm	Option	Option	Option
Standard (STD), 2,900 mm	Option	Option	Option
Standard (STD), 2,920 mm	Option	Option	Option
Standard (STD), 3,200 mm	Option	Option	Option
Standard (STD), 3,220 mm	Option	Option	Option
Standard (STD), 3,600 mm	Option	Option	Option
Standard (STD), 3,620 mm	Option	Option	Option
Full Free (FF), 3,220 mm	Option	Option	Option
Full Free (FF), 3,620 mm	Option	Option	Option
Full Free Triple (FFT), 4,020 mm	Option	Option	Option
Full Free Triple (FFT), 4,320 mm	Option	Option	Option
Full Free Triple (FFT), 4,620 mm	Option	Option	Option
Full Free Triple (FFT), 5,320 mm	Option	Option	Option
Full Free Triple (FFT), 5,520 mm	Option	Option	Option

☞ only for BSL16N-7

Lithium-ion battery

The LPM15/20N-7 and LSM12N-7 are equipped with a lithium-ion battery. The battery can be fully charged in 2.5 hours. Boost charging can also be used at any time.



Robust and reliable design

The robust chassis in metal (LPM20N-7/LSM12N-7) or in 8 mm thick apron (BSL16N-7) protects the truck and its components against external mechanical shocks. The trucks are well equipped to keep maintenance and damage to a minimum.



Speed reduction kit for cornering

The LPM20N-7 reduces speed when cornering. The machine is adjustable according to your preferences, to increase operator comfort and safety.





- Production Subsidiary
- Sales Subsidiary
- Parts Depot Center

Warehouse-entry level(211011)V1EN (October 2021)

Authorized Dealer



Doosan Industrial Vehicle Europe nv

Europark-Noord 36A
9100 Sint-Niklaas
Belgium

Tel.: +32 3 760 09 87
Fax: +32 3 760 09 89
Website : www.doosan-iv.eu