



Doosan Infracore
Forklifts

Pneumatic Forklift Trucks

D15S / D18S-5 & D20SC-5

G15S / G18S-5 & G20SC-5

D20S / D25S / D30S / D33S-5 & D35C-5

G20E / G25E / G30E-5

G20P / G25P / G30P / G33P-5 & G35C-5

1,500kg to 3,500kg Capacity

PRO5
SERIES

PRO5
SERIES



D15S / D18S-5 & D20SC-5
G15S / G18S-5 & G20SC-5
1,500kg 1,750kg 2,000kg
Diesel, LP, Gas, Pneumatic Tire



D20S / D25S / D30S / D33S-5 & D35C-5
G20E / G25E / G30E-5
G20P / G25P / G30P / G33P-5 & G35C-5
2,000kg 2,500kg 3,000kg 3,300kg 3,500kg
Diesel, LP, Gas, Pneumatic Tire



PSC0702B0 (Feb.2007)

DOOSAN Doosan Infracore
Forklifts

Head Office : 7-11, Hwasu-Dong, Dong-Gu, Incheon, Korea.
Tel : 82-32-211-5011 Fax : 82-32-211-5412
Seoul Office : 22nd floor, Doosan Tower Bldg, Euljiro 6-Ga
Jung-Gu, Seoul, Korea.
Tel : 82-2-3398-8633 Fax : 82-2-3398-8619
Web site : <http://iv.doosaninfracore.co.kr/eng>

AUTHORIZED DEALER

Product and specifications are subject to improvement and change without notice.

Redesigned....From The Ground Up!

Doosan's Outstanding Reputation for Durable, Dependable and Operator Friendly forklifts is Further Enhanced with Our New 1,500kg to 3,500kg Heart-of-the-Line Pro 5 Series.

Providing a Well Balanced Mix of Enhanced Technology, Operator Comfort Refinements, Performance Efficiencies and Serviceability Advances, These New Pneumatic forklifts will Increase Productivity and lower your Operation Costs with Features Like:

- ✓ *Optimized Operator Comfort Provisions*
- ✓ *High Powered, Fuel efficient, and Emission Regulation Compliant Diesel, LPG and Gasoline Engines*
- ✓ *Virtually Maintenance-free Oil cooled Disc Brakes*
- ✓ *Power Reversal Transmission*
- ✓ *Lift and Tilt Locking Hydraulic Control Valve*
- ✓ *OSS(Operator Sensing System)*



A Comfortable Operator Enhances Truck Performance

Our ergonomically designed and spacious operator compartment combined with a variety of operational enhancements will facilitate ease of operation and help boost output in any application.



DRIVE THE DIFFERENCE...

Operator Friendly Features Include:

- **Spacious and Well Planned Operator compartment**
Ample operator leg room, tiltable steering column and ergonomically positioned operator pedals combined with a low cowl height facilitate ease of operation.

- **Integrated Instrument Panel**
The centralized and integrated easy-to-read instrument panel maximizes operator efficiency. Fuel gauge, engine hour meter, engine oil pressure, coolant and transmission temperature, mast interlock, transmission neutral, seat belt, brake oil level indicator keeps operator aware and informed of all vehicle performance systems.

- **Convenience Package**
Handles refreshments, paperwork, small tools, etc. for operator efficiency.

- **Auto Tilt Leveling (Optional)**
Returns mast to upright vertical position with the push of a button.

- **Operator Sensing System**
 - ✓ Parking alarm : Alarm warning when operator leaves the seat without applying parking brake
 - ✓ Seat belt indicator : Seat belt warning light for 10 seconds reminds operator to fasten seat belt
 - ✓ Neutral shift feature : Transmission is automatically shifted into neutral when the operator leaves the seat with the engine running and the direction lever in forward or reverse

- **Rear Grab Bar with Horn (Optional)**
When operator drives in reverse, rear grab bar enables horn activation to alert surrounding personnel.



DRIVE DOOSAN !



High Powered and Fuel - Efficient Diesel, LPG, Gasoline Engines Provide High Performance Levels

The Doosan forklifts powerful 2.3L, 3.3L, diesel engine and 2.0L, 2.4L LPG / Gasoline engine are Tier-2 and 3 compliant for reduced emissions.

These in-line, 4-cylinder, water cooled, overhead valve engines provide high torque at low engine speeds for applications requiring ramp loading and unloading, fast lift speeds, or heavy hydraulic flow requirements.

● 2.3L Diesel Engine(A2300)

A2300 engine is designed for all-round application with power and economy. Its torque curve at low speed yields excellent durability and low noise levels. For enhanced serviceability, all service access is possible from one side of the engine.



● 3.3L Diesel Engine(B3.3)

This B3.3 diesel engine is designed exclusively for industrial vehicle applications. Especially optimized engine design provides efficient fuel consumption, low noise and low emission longer service interval.



● G420F Gasoline / LPG Engine

The low fuel consumption and highly-efficient 2.0 liter G420F gasoline or LPG gas engine includes automatic valve lash adjusters which help to reduce engine maintenance. Five main bearings provide a solid and stable support base to the crankshaft for additional durability and longer life.



● G424F Gasoline / LPG Engine

The optional 2.4 liter G424F gasoline or LPG gas engine provides greater torque and higher performance. The engine includes automatic valve lash adjusters which help to reduce the engine maintenance. Five main bearings provide a solid and stable support base to the crankshaft for additional durability and a longer life.




Designed Compartment for Service Ease



● Integration of Electrical Components for Easy Maintenance

Fuse and relay box located in front of engine room.



● Dual Element Air Cleaner

Heavy duty air cleaning system extend engine service life and allows clean, cool air into the engine intake system.



● Tool - less Side Cover and Floor Plate for Serviceability

A Hallmark of Durability and Reliability



Doosan's Goal is to Make Your Material Handling Operation as Efficient and Reliable as Possible by Minimizing Your Forklifts Down Time to Reduce Overall Maintenance Cost.

● Oil- Cooled Disc Brakes(ODB)

Virtually maintenance-free, ODB equipment on all 1,500kg~3,500kg series forklifts. The enclosed brake system eliminates outside contamination significantly extending the brake life up to 5 times longer when compared to conventional shoe brakes. That's why they come with our industry exclusive warranty.



● Power reversal transmission

Top mounted control valve
✓ accurately modulates clutch oil pressure
✓ smooth forward / reverse direction changes
✓ long transmission life

Top located plug type test ports
✓ easy to check and clean



● Full floating drive axle

Strong one-piece cast housing
✓ axle components aligned
✓ high tensile alloy steel axle shaft extends axle life

Splined side gear, drive hub gears transmit high torque to drive wheels



● Hydrostatic steering system

✓ Fully hydrostatic steering
✓ Self-aligning taper roller bearings
✓ Designed to operate in contaminated environments and high impact applications
✓ Low effort steering and faster response



● Increased Cooling Capacity

Aluminum radiator provides excellent cooling capacity with improved air flow.



DRIVE THE DIFFERENCE...

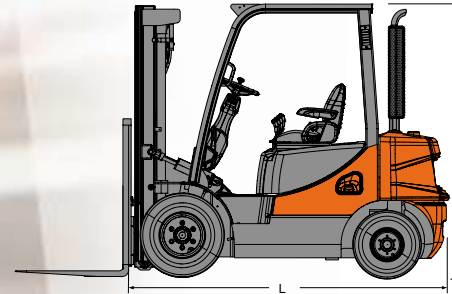
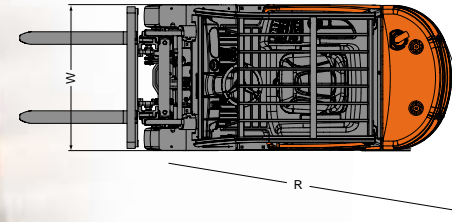
DRIVE DOOSAN !

Proven Quality, Responsive Service and A Reliable Partner....

After sales servicing of Doosan forklifts is available from both the selling dealership and Doosan's own customer service center. And Doosan provides 100% parts inventory to insure any downtime is minimized.

When you own a Doosan forklift, our high quality, responsive customer support team comes with it.

The Doosan network starts with your local dealer and ends with a national team of highly qualified and experienced personnel standing ready to support all your material handling needs.



Option Availability

● : Standard ○ : Optional

Options	D15/18S-5 & D20SC-5	G15/18S-5 & G20SC-5	D20/25/30/33S-5 & D35C-5	G20/25/30E-5	G20/25/30/33P-5 & G35C-5
Drive in Rack Overhead Guard	○	○	○	○	○
Oil- Cooled Disc Brakes	○	○	●	●	●
Fuel Cap with Key	○	○	○	○	○
Precleaner	○	○	○	○	○
Vertical Exhaust Tube	●	○	●	○	○
Catalytic Muffler *	○	○	○	○	○
Modular Operator Cabin	○	○	○	○	○
Radiator Screen	○	○	○	○	○
Non Marking Tire(Solid)	○	○	○	○	○
Spark Arrestor(w/o Cabin)	n/a	n/a	○	n/a	n/a
Mono Pad Foot Direction and Acceleration Control	○	○	○	○	○
AutoShift (Single,Dual Tire)	○	○	○	○	○
Engine Shutdown	○	○	○	○	○
Swingout LP MTG	n/a	○	n/a	○	○
Swingdown LP MTG	n/a	○	n/a	○	○
Lift and Tilt locking Hydraulic Control Valve	●	●	●	●	●
Auto Tilt Leveling	○	○	○	○	○
Rear Grab Bar with Horn	○	○	○	○	○
Quad Mast	n/a	n/a	○	○	○
Hydraulic Accumulator	○	○	○	○	○
Intergral Sideshifter	○	○	○	○	○
Intergral Shifting Fork Positioner	○	○	○	○	○
Hook on Sideshifter	○	○	○	○	○
UL LPS,DS Rating	○	○	○	○	○

* Catalytic muffler is standard for Tier-3 E/G only

Main Specification

	Sales Model	D15S-5	D18S-5	D20SC-5	G15S-5	G18S-5	G20SC-5
Rated Load Capacity	kg	1500	1750	2000	1500	1750	2000
Load Center	mm	500	500	500	500	500	500
Overall Length to Fork Face	L mm	2170	2215	2250	2170	2215	2250
Truck Overall Width	W mm	1070	1070	1070	1070	1070	1070
Height of Overhead Guard	H mm	2170	2170	2170	2170	2170	2170
Minimum Turning Radius	R mm	1977	2022	2050	1977	2022	2050
Travel Speed, Loaded	km/h	19	19	19	18	18	18
Lifting Speed, Loaded	mm/s	600	600	600	600	600	600
Engine Models		A2300			G420F(Gas, LP, DF), G420FE(LP)		
Rated Power of Engine	kW (HP) / rpm	33(44)/2400			Gas: 35(47), LP: 34(46)/2300		
Max Torque	kg-m / rpm	15/1600			15/1600		
Displacements	cc	2290			1975		

	Sales Model	D20S-5	D25S-5	D30S-5	D33S-5	D35C-5	G20E-5	G25E-5
Rated Load Capacity	kg	2000	2500	3000	3250	3500	2000	2500
Load Center	mm	500	500	500	500	500	500	500
Overall Length to Fork Face	L mm	2530	2595	2700	2730	2765	2530	2595
Truck Overall Width	W mm	1170	1170	1197	1197	1255	1170	1170
Height of Overhead Guard	H mm	2183	2183	2183	2183	2183	2183	2183
Minimum Turning Radius	R mm	2220	2265	2365	2395	2420	2220	2265
Travel Speed, Loaded	km/h	19.5	19.5	18	18	19	19	19
Lifting Speed, Loaded	mm/s	550	530	520	500	420	530	510
Engine Models		B3.3				G420F(Gas,LP, DF), G420FE(LP, DF)		
Rated Power of Engine	kW (HP) / rpm	43(58)/2200				Gas: 42(57), LP:40(54)/2500		
Max Torque	kg-m / rpm	21/1600				17/1600		
Displacements	cc	3260				1975		

	Sales Model	G30E-5	G20P-5	G25P-5	G30P-5	G33P-5	G35C-5
Rated Load Capacity	kg	3000	2000	2500	3000	3250	3500
Load Center	mm	500	500	500	500	500	500
Overall Length to Fork Face	L mm	2700	2530	2595	2700	2730	2765
Truck Overall Width	W mm	1197	1170	1170	1197	1197	1255
Height of Overhead Guard	H mm	2183	2183	2183	2183	2183	2183
Minimum Turning Radius	R mm	2365	2220	2265	2365	2395	2420
Travel Speed, Loaded	km/h	18	19	19	18	18	18.5
Lifting Speed, Loaded	mm/s	500	530	510	500	500	420
Engine Models		G420F(Gas,LP, DF), G420FE(LP, DF)		G424F(LP), G424FE(LP)			
Rated Power of Engine	kW (HP) / rpm	Gas: 42(57), LP:40(54)/2500		48(64)/2550			
Max Torque	kg-m / rpm	17/1800		19/2200			
Displacements	cc	1975		2405			